

BIONIQ ROUND WALLWASH RECESSED

A35548- -

|             |                       |                      |
|-------------|-----------------------|----------------------|
| base number | Finishes<br>(Diamond) | Reflector<br>Options |
|-------------|-----------------------|----------------------|

1. To build a product code in our configurator select the specify button on the base model # product page
2. To build a manual product code on this datasheet choose from the options listed below in blue font and add the suffix to the base model #

GENERAL

Series: Bioniq

Subseries: Bioniq Round Wallwash

Brand: Prolicht

Division: Architectural

Mounting Type: Recessed

Mounting Location: Ceiling

Subcategory: Downlight

PHYSICAL

Shape: Round

Diameter (mm): 107

Diameter (in): 4 3/16

Height (mm): 118

Height (in): 4 5/8

Ceiling Thickness (mm): 10 / 12.5 / 15

Ceiling Thickness (in): 3/8 or 1/2 or 9/16

Min. Recessing Depth (mm): 140

Min. Recessing Depth (in): 5 1/2

Light Distribution: Adjustable / Asymmetric

Weight (kg): 0.456

Weight (lbs): 1

Fixture Finish: SSR / BKV / CWI / CRY / HAB / LAG / UFT / ITA / RUA / RUR / MIC / FTG / MYG / TWT / LOD / PUS / FRO / FUP / KIA / POP / BLS / SPG / MEY / GOH / GUM / CHC / COM / ABZ / JAG / OBR / MOS / ROR

Fixture Material: Aluminum Die Cast

Cut-out Measurements: 98mm / 3 7/8"

ELECTRICAL

Lamp Type: LED (Zhaga Standard)

Total Output Wattage (W): 15

Dimming: Dali Dimming

Driver Included: No

Driver Location: Recessed Housing

Driver Type: Constant Current - 120Vac

Housing: See components

Input Voltage (V): 120

Constant Current (MA): 350

LED

Number of LEDs: 1

Color Temperature (°K): Warm Dim

Max. Delivered Lumen (lm): 850

Nominal Lumen (lm): 1140

CRI: >90 CRI

Lamp Life (hrs): 50000

OPTICAL

Reflector°: 20 / 40 / 60

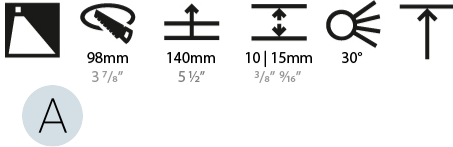
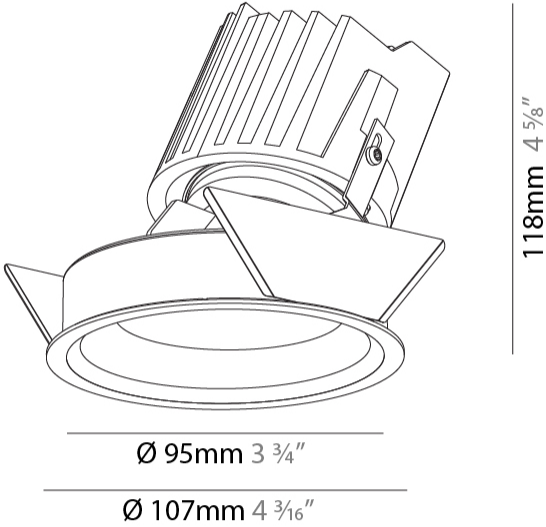
Adjustability: Fixed

RATINGS AND CERTIFICATIONS

Certified By: Certified for North American Standards

IP rating: IP20

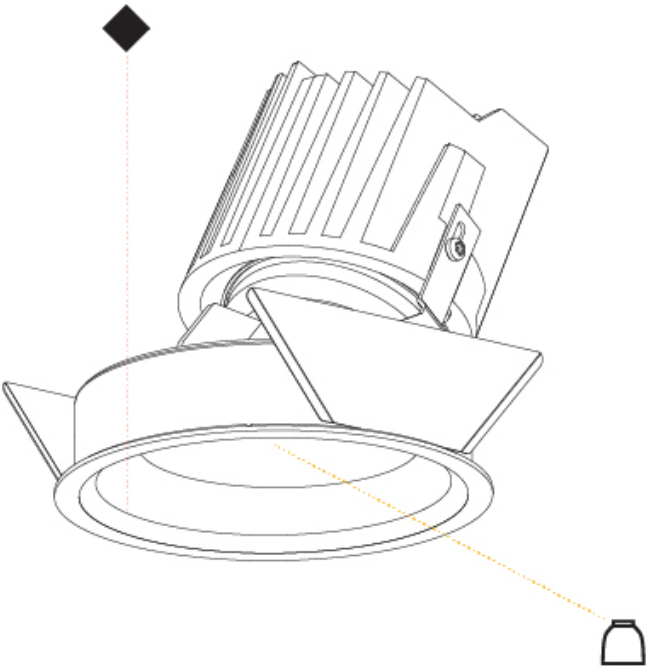
|           |
|-----------|
| PROJECT   |
| TYPE      |
| SPECIFIER |
| QUANTITY  |
| DATE      |



BIONIQ ROUND WALLWASH RECESSED

A35548-

|           |  |
|-----------|--|
| PROJECT   |  |
| TYPE      |  |
| SPECIFIER |  |
| QUANTITY  |  |
| DATE      |  |



BIONIQ ROUND WALLWASH RECESSED

A35549-

base number      Reflector  
Options

- 1. To build a product code in our configurator select the specify button on the base model # product page
- 2. To build a manual product code on this datasheet choose from the options listed below in blue font and add the suffix to the base model #

GENERAL

Series: Bioniq  
Subseries: Bioniq Round Wallwash  
Brand: Prolicht  
Division: Architectural  
Mounting Type: Recessed  
Mounting Location: Ceiling  
Subcategory: Downlight

PHYSICAL

Shape: Round  
Diameter (mm): 107  
Diameter (in): 4 3/16  
Height (mm): 118  
Height (in): 4 5/8  
Ceiling Thickness (mm): 10 / 12.5 / 15  
Ceiling Thickness (in): 3/8 or 1/2 or 9/16  
Min. Recessing Depth (mm): 140  
Min. Recessing Depth (in): 5 1/2  
Light Distribution: Adjustable / Asymmetric  
Weight (kg): 0.456  
Weight (lbs): 1  
Fixture Finish: Chrome  
Fixture Material: Aluminum Die Cast  
Cut-out Measurements: 98mm / 3 7/8"

ELECTRICAL

Lamp Type: LED (Zhaga Standard)  
Total Output Wattage (W): 15  
Dimming: Dali Dimming  
Driver Included: No  
Driver Location: Recessed Housing  
Driver Type: Constant Current - 120Vac  
Housing: See components  
Input Voltage (V): 120  
Constant Current (MA): 350

LED

Number of LEDs: 1  
Color Temperature (°K): Warm Dim  
Max. Delivered Lumen (lm): 910  
Nominal Lumen (lm): 1140  
CRI: >90 CRI  
Lamp Life (hrs): 50000

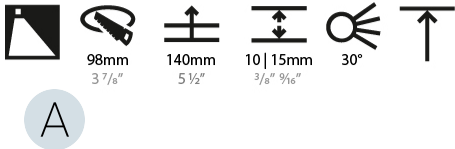
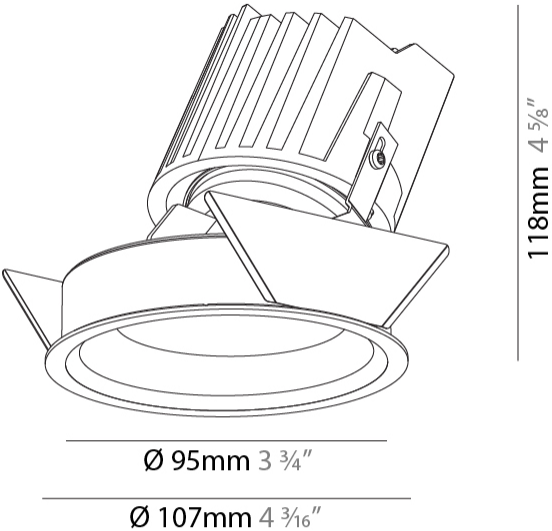
OPTICAL

Reflector: 20 / 40 / 60

RATINGS AND CERTIFICATIONS

Certified By: Certified for North American Standards  
IP rating: IP20

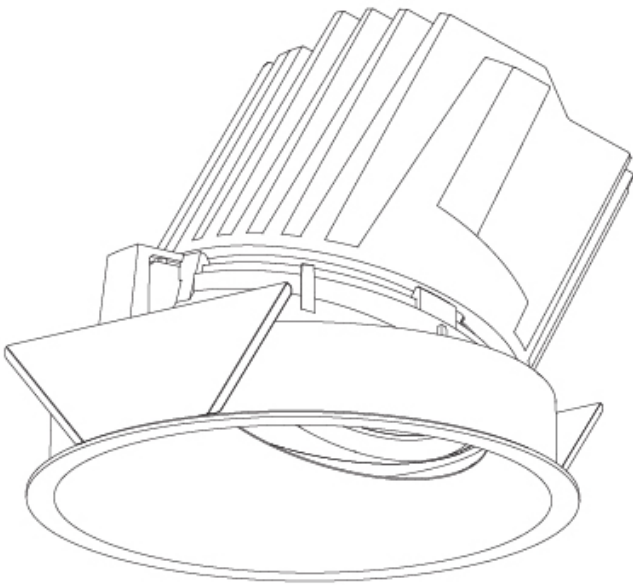
|           |
|-----------|
| PROJECT   |
| TYPE      |
| SPECIFIER |
| QUANTITY  |
| DATE      |



BIONIQ ROUND WALLWASH RECESSED

A35549-

|           |
|-----------|
| PROJECT   |
| TYPE      |
| SPECIFIER |
| QUANTITY  |
| DATE      |



PROJECT

TYPE

SPECIFIER

QUANTITY

DATE

Fixture Finish

|  |   |   |   |  |  |
|--|---|---|---|--|--|
| Sparkling Silver - 01 (SSR)<br>    | Black Velvet - 02 (BKV)<br>          | Crystal White - 03 (CWI)<br> | Creamy - 04 (CRY)<br>           | Hampton Bay - 05 (HAB)<br>        | Lagoon - 06 (LAG)<br>         |
| Urban Forest - 07 (UFT)<br>        | In the Army - 08 (ITA)<br>           | Rusty Angel - 09 (RUA)<br>   | Rusty Rush - 10 (RUR)<br>       | Milk and Chocolate - 11 (MIC)<br> | Fade to Gray - 12 (FTG)<br>   |
| Mysterious Gray - 13 (MYG)<br>    | Twilight - 14 (TWT)<br>             | Lost Dream - 15 (LOD)<br>   | Purple Sky - 16 (PUS)<br>      | Fresh Oh - 17 (FRO)<br>          | Funky P. - 18 (FUP)<br>      |
| Kissing Aphrodite - 19 (KIA)<br> | Poseidon's Paradise - 20 (POP)<br> | Blue Sky - 21 (BLS)<br>    | Spring Green - 22 (SPG)<br>   | Mellow Yellow - 23 (MEY)<br>    | Golden Heart - 24 (GOH)<br> |
| Gun Metal - 25 (GUM)<br>         | Champagne Cream - 26 (CHC)<br>     | Copper Mine - 27 (COM)<br> | Ancient Bronze - 28 (ABZ)<br> | Jazz Gold - 29 (JAG)<br>        | Olive Breeze - 30 (OBR)<br> |
| Moonlight Silver - 31 (MOS)<br>  | Rosewood Red - 32 (ROR)<br>        |   |   |  |  |

**Digital:** Not all screens are calibrated the same, and therefore, colors will appear differently between devices.  
**Physical:** When texture is involved, there will be variations in color, character and tone within a product and between product families.

**Gun Metal:** No Gun Metal finish is alike. It combines a mixture of transparent and black color particles to ensure a highly individual effect and no luminaire being identical.  
**Champagne Cream, Copper Mine, Ancient Bronze + Jazz Gold:** These finishes have slight fading from specific powder coating production. Each luminaire will slightly vary.

Available for International specifications by adding 'INT' at the end of the existing Model #. For assistance on 'custom' specifications, contact zteam@zaneen.com.  
In a constant effort to supply the best product, we reserve the right to change specifications or materials without notice. The most recent specification sheets are found at zaneen.com

### LEGEND

|  |   |  |  |  |  |
|--|---|--|--|--|--|
|  | floor-mounted   |  | pivotal  |  | special LED (upon request) RGB, RGBW, tunable, gold+, meat+, art+, fashion+                    |
|  | wall and ceiling: recessed and surface mounted            |  | rotating   |  | warm dim / natural dimming LED   |
|  | ceiling-mounted and wall-mounted                          |  | illuminate tilted  |  | rechargeable battery powered   |
|  | wall-mounted  |  | color of suspension cable                                    |  | fixture with natural vivid LED (upon request)  |
|  | omni-directional light distribution                       |  | length of suspension cable                                   |  | color rendering index  |
|  | direct light distribution                                 |  | reflector degree selection                                   |  | color temperature  |
|  | direct/indirect light distribution                        |  | super spot   |  | lumen (luminous flux)  |
|  | indirect light distribution                               |  | lens   |  | efficacy (lumens per watt)   |
|  | asymmetric light distribution                             |  | lens pack  |  | Unified Glare Rating (UGR) range from 5-40   |
|  | aura light distribution                                   |  | shine ring   |  | marine grade (AISI 316 stainless steel)  |
|  | round wall or ceiling cut-out                             |  | integrated shine ring with diffuser                          |  | walk on  |
|  | square wall or ceiling cut-out                            |  | free individual colors 01-29                                 |  | drive on   |
|  | the supplied jig specifies the cutout dimensions          |  | individual colors: 00 (free of charge), 01-25 (extra charge) |  | Dark Sky Compliance  |
|  | minimum distance (meters) lamp - object                   |  | luminaire part to be colored (F1)                            |  | Americans with Disabilities Act (less than 4" off the wall located between 27"-84" from floor) |
|  | recessed depth  |  | luminaire part to be colored (F2)                            |  | lamp protected against explosion   |
|  | ceiling thickness in mm                                   |  | luminaire part to be colored (F3)                            |  | blown glass using traditional methods by master glass blower                                   |
|  | ceiling thickness selection                               |  | luminaire part to be colored (F4)                            |  | acoustic material  |
|  | dimmable DP (phase), DV (0-10V), DD (dali), DS (step-dim) |  | luminaire part to be colored (F5)                            |  | protection class I, protection insulation  |
|  | included or excluded LED driver/transformer/control gear  |  | color of 3-circuit adaptor                                   |  | protection class II, protection insulation   |
|  | separately switchable                                     |  | indirect diffuser  |  | ETL Certified to UL and CSA Standards  |
|  | sensor  |  | direct diffuser  |  | UL Certified to UL and CSA Standards   |
|  | remote control  |  | ball-proof (upon request)                                    |  | CSA Certified to UL and CSA Standards  |
|  | available upon request                                    |  | accessory  |  | Certified for North American Standards   |

### IP RATING

|  |  |
|--|--|
|  | protected against ingress of solid bodies greater than 12.5mm (finger)   |
|  | protected against ingress of solid bodies greater than 2.5mm<br>protected against sprays of water up to 60 degrees from the vertical (rain)      |
|  | protected against ingress of solid bodies greater than 1mm (wire)<br>no protection against the ingress of moisture                               |
|  | protected against ingress of solid bodies greater than 1mm (wire)<br>protected against sprays of water up to 60 degrees from the vertical (rain) |
|  | protected against ingress of solid bodies greater than 1mm (wire)<br>protected against water splashed from all directions                        |
|  | protected against limited ingress of dust (wet rooms/covered outdoor areas)<br>protected against water splashed from all directions              |
|  | protected against ingress of dust<br>protected against jets of water   |
|  | protected against ingress of dust<br>protected against powerful jets of water or heavy seas  |
|  | protected against ingress of dust<br>protected against immersion of water between 15cm - 1m for 30 minutes                                       |
|  | protected against ingress of dust<br>protected against immersion of water under pressure for long periods  |

### IK RATING

|  |   |
|--|---|
|  | protected against 0.14 joules impact (equivalent to 0.25kg mass dropped from 56mm above the surface)  |
|  | protected against 0.2 joules impact (equivalent to 0.25kg mass dropped from 80mm above the surface)   |
|  | protected against 0.35 joules impact (equivalent to 0.25kg mass dropped from 140mm above the surface) |
|  | protected against 0.5 joules impact (equivalent to 0.25kg mass dropped from 200mm above the surface)  |
|  | protected against 0.7 joules impact (equivalent to 0.25kg mass dropped from 280mm above the surface)  |
|  | protected against 1 joules impact (equivalent to 0.25kg mass dropped from 400mm above the surface)    |
|  | protected against 2 joules impact (equivalent to 0.5kg mass dropped from 400mm above the surface)     |
|  | protected against 5 joules impact (equivalent to 1.7kg mass dropped from 300mm above the surface)     |
|  | protected against 10 joules impact (equivalent to 5.0kg mass dropped from 200mm above the surface)    |
|  | protected against 20 joules impact (equivalent to 5.0kg mass dropped from 400mm above the surface)    |